



My Learning My Future

Where can studying Geography take you?

Highlighting the relevance of Geography to future careers and opportunities



**My Learning
My Future**

THE CAREERS &
ENTERPRISE
COMPANY

Why Geography matters

Have you ever considered where studying Geography can take you?

Today, we'll be exploring some of the career opportunities that are available to you, as well as the various pathways you can take to get there.

What pathways can you take with this subject?

What do you think these roles involve (daily task, etc.)?

What careers can you think of that use Geography?

Why is Geography an important subject?

Why choose Geography?
Planet Lacey - YouTube

What skills do you think you might need for these roles?



My Learning
My Future

Explore a career as a...

Here are some
example roles and
careers linked to

Geography



Volcano Vlogger

BBC Bitesize case study



Mineral Technology
Apprentice/
Geoscientist

BBC Bitesize case study



Cartographer

BBC Bitesize case study



My Learning
My Future

Explore a career as a...

Here are some
example roles and
careers linked to

Geography



Landscaper

BBC Bitesize case study



Countryside/Conservation Officer

BBC Bitesize case study

BBC Bitesize case study



Town Planner

icould case study

Discover more about the role

Explore careers using [National Careers Service](#) and find out about what jobs involve and how they are right for you

Includes:

- Average salary
- Typical hours
- Work patterns
- Pathways/How to become
- Essential Skills
- Daily tasks
- Career path and progression
- Current opportunities

Research Ideas:

[Vlogger](#)
[Mineral Technology/Geoscientist](#)
[Cartographer](#)
[Landscape](#)
[Countryside Officer](#)
[Town Planner](#)

National Careers Service

We provide information, advice and guidance to help you make decisions on learning, training and work.

This service is available to people who live in England.

<p>Skills assessment</p> <p>Learn more about your skills and match them to potential new careers.</p> <p style="text-align: center;">Assess your skills</p>	<p>Explore careers</p> <p>Choose from over 800 career profiles to discover what each job involves.</p> <p style="text-align: center;">Search job profiles</p>	<p>Find a course</p> <p>Look for online learning opportunities and training courses local to you.</p> <p style="text-align: center;">Look for courses</p>
<p>Careers advice</p>		
<p>Making career choices</p> <p>Whether starting your career, changing job or if you have been affected by COVID-19, understand and make the right choice for you.</p>	<p>Getting a job</p> <p>Be successful in the recruitment process with tips on great CVs, interviews and graduate scheme applications.</p>	<p>Progressing your career</p> <p>Move up in your career by developing new skills. Find opportunities like volunteering and online learning.</p>
<p>About us</p> <p>The National Careers Service can help you with your career, learning and training choices. Find out more about the different ways we can support you.</p>	<p>Speak to a careers adviser</p> <p>Wherever you are in your decision-making, you can call us on 0800 100 900 or use webchat.</p>	<p>Follow us</p> <p>Twitter</p> <p>Facebook</p> <p>LinkedIn</p> <p>YouTube</p>



Why not teach Geography?

Start in the classroom, where you go from there is up to you. Bring your passion for your subject, keep learning, and pass your knowledge onto others

- No two days are the same – and neither are the pupils
- Once qualified you can teach throughout your life
- You could teach abroad
- Progress your career into leadership and management
- Bring your outside interests into the classroom and your subject

Explore teaching

[Jem's Story](#)

[Shaniqua's Story](#)

The right skills to teach?

[Work well
in a team?](#)

[Love to keep
learning?](#)

[Love to nurture
imagination?](#)

What makes
a great teacher?



GCSE

While there are different routes you can take to be a teacher there are a few essential things that you will need:

- A minimum GCSE Grade 4 or above in English and maths (plus science if you want to teach primary)
- A degree or equivalent qualification

A level

A levels are 2 years of study

T Level

T Levels are nationally recognised, technical qualifications for 16–19-year-olds. Designed by leading employers, one T Level is equivalent in size to 3 A levels

Vocational/Technical Qualification

These include BTEC, Applied General Qualifications (AGQ) and Vocational Technical Qualifications (VTQ) – all at Level 3

Apprenticeship

Apprenticeships are jobs which combine practical work and study. Intermediate is Level 2, Advanced is Level 3

Degree

Complete a degree course

It is possible to get QTS as part of an undergraduate degree, for example:

- Bachelor of Arts (BA) with QTS
- Bachelor of Education (BEd) with QTS
- Bachelor of Science (BSc) with QTS

Level 4/5 qualifications

Complete a L4/5 course and top up to a degree – L4/5 includes Certificate of HE, Diploma of HE, Higher Technical Qualification (HTQ), HNC, HND and Foundation degrees

Top up to a degree (Level 6) in a year of full-time study

Higher apprenticeships

Higher level apprenticeship (foundation degree / Level 5)

Degree apprenticeships


Degree apprenticeship (Level 6-7). There is a Level 6 Teaching apprenticeship programme

Initial Teacher Training (ITT) with qualified teacher status (QTS)

Teacher



Why not teach activity?



- Pick a topic in Geography you think you would like to try and teach
- Agree your choice of topic with your teacher and the length of session (and with which group)
(It may be the perfect opportunity to try this with a younger class lower down the school, or as a transition activity for Y6)
- Plan a short activity to cover the topic in a way you feel will be engaging and memorable for your peers as part of a lesson starter, main activity or plenary

Consider:

- What are you trying to achieve (teach)? Be clear what information you intend to impart
- How will you make it fun? How will you make it 'stick'? How long will this take?
- What type of activity will you plan for? (written/practical)
- How will you know others have learned it?
- How will you make sure everyone is stretched and challenged?
- What will the end-product be?

Once you have checked it with your teacher, try the lesson with a small group (as agreed by your teacher)
Try and get feedback during and after the session from those in the lessons and from the teacher

After, consider:

- What you enjoyed about the experience
- Whether this is something, with training, you would enjoy
- How you felt when others learned from you

5 | Non-obvious jobs using Geography: Ever thought about..?

➤ [How to become a Landscape Assistant: Florence's story](#)

➤ [Careers ideas and information - Geography](#)

➤ [Cartographer | Explore careers | National Careers Service](#)

➤ [How to become a Volcano Vlogger and Guide: Chris' story](#)

➤ [Coastguard | Explore careers | National Careers Service](#)

➤ [How to become a Conservation Apprentice: Lorna's story](#)

➤ [Air Traffic Controller | Explore careers | National Careers Service](#)

**BBC**
Bitesize

<https://www.bbc.co.uk/bitesize/articles/zhst2sg>



**National
Careers
Service**

<https://nationalcareers.service.gov.uk/explore-careers>

MYPATH Job of the week (Geography)



Hydrogeologist



Wellsite Geologist



Air Cabin Crew





My Learning
My Future

THE CAREERS &
ENTERPRISE
COMPANY

Geography careers in a changing world: How can I future-proof my career pathway?

The world will be changing drastically in the next few years to cope with the impacts of climate change and nature loss, and the need to lower greenhouse gas emissions and unsustainable practices. How might this steer your choice of career path using your Geography skills?

Sustainability
means meeting our
own needs without
compromising the
ability of future
generations to
meet their own
needs.
(UN definition)



Founders4Schools



Geography careers in a changing world



Landscape Architect



Beat Forester



Environmental Journalist

Every career can be sustainable

1. Use your skills and passion for sustainability to help businesses adapt
2. Work for a company with sustainable values
3. Innovate for a sustainable future





My Learning
My Future

A spotlight on Technicians using Geography

THE CAREERS &
ENTERPRISE
COMPANY

6 |



Discover here how the technical jobs related to Geography keep industries moving and the real difference technicians make in our lives.

R028
Countryside
Ranger

R042
Environmental
Technician

R051
Geospatial
Survey
Technician

R053
Horticultural
Technician

R098
Water
process
Technician

R102
Agricultural
Technician



GATSBY



Technicians
We make the
difference

[Visit the Gallery here](#)

[Find further resources here](#)



My Learning
My Future

A spotlight on Technicians using Geography

THE CAREERS &
ENTERPRISE
COMPANY

6 |



Discover here how the technical jobs related to Geography keep industries moving and the real difference technicians make in our lives.

R030 Crop
Technician

R059 Land
Based
Engineering
Technician

R100 Wind
Turbine
Technician

R103
Transport
and Planning
Technician

R092
Surveying
Technician

R063
Marine
Engineering
Technician



GATSBY



Technicians
We make the
difference

[Visit the Gallery here](#)

[Find further resources here](#)

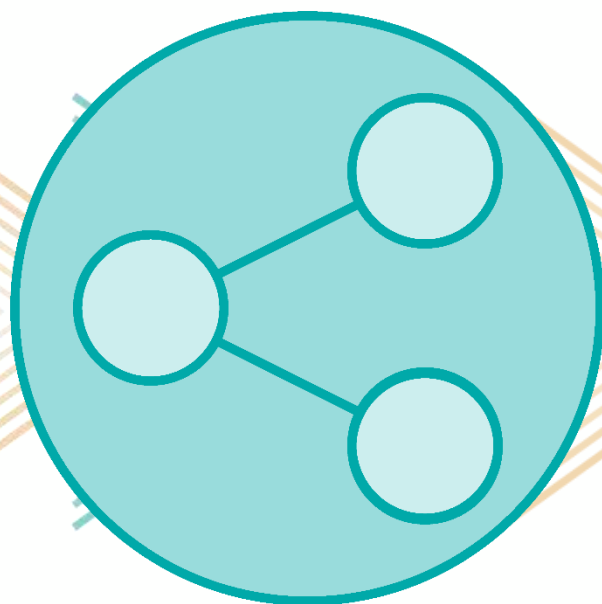


My Learning
My Future



THE CAREERS &
ENTERPRISE
COMPANY

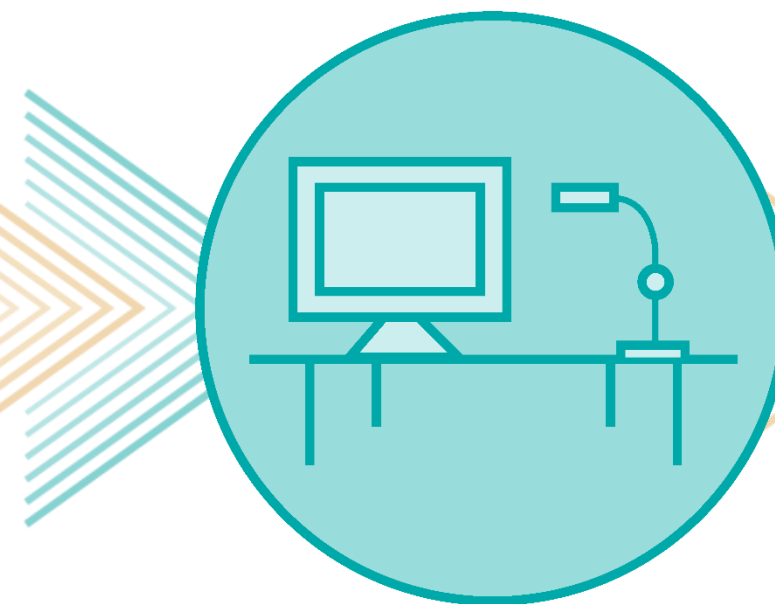
7 | Geography Pathways



Combine Study
and Work



Study



Work

7 | Combine Study and Work

Apprenticeships

- Ecologist
- Landscape Technician
- Countryside Worker
- Chartered Town Planner
- Travel Consultant
- Crop Technician
- Geospatial Technician
- Express Delivery Manager
- Waste Resource Operative
- Tunnelling Operative
- Harbour Master

T Levels

[T Levels | National Careers Service](#)

[T Levels | Education and Childcare](#)

[T Levels | Design, Surveying and PLanning for Construction](#)

[T Levels | Agriculture, Land Management and Production](#)

[T Levels | Animal Care and Management](#)

VTQs

[Vocational Technical Qualifications \(VTQs\) | National Careers Service](#)

- Travel and Tourism
- Tourism
- Countryside Management
- Environmental Sustainability
- Land-based Technology
- Agriculture
- Horticulture
- Air Cabin Crew



[Find more >](#)

7 | Study Pathways

HTQs (Higher Technical Qualifications)

Higher technical qualifications (HTQs) | National Careers Service

You might find courses in:

- Geology
- Social Sciences
- Physical Sciences
- Conservation

A levels

A levels | National Careers Service

You might find courses in:

- Geography
- Geology
- Environmental Science

Higher education

Higher education | National Careers Service

You can explore undergraduate courses in Geography

You might find courses in:

- Agricultural Technology
- Conservation
- Wildlife and Countryside Conservation
- Geography
- Geography and Anthropology
- Human Geography
- Geography (Physical)
- Aviation and Airport Management
- Ecology and Wildlife
- Flood and Coastal Engineering
- Global Challenges





My Learning
My Future



THE CAREERS &
ENTERPRISE
COMPANY

7 | Work Pathways

Supported internships with an education, health and care plan

[Supported internships](#) | [National Careers Service](#)

[Watch Saul's story](#)

You might read about:

- [Access to Work Funding](#) (if you have a disability or health condition)
- [Preparing for Adulthood](#)
- [Talking Futures](#) (A parents' toolkit for career conversations)

School leaver schemes

[School leaver schemes](#) | [National Careers Service](#)

You might read about:

- [How to fill in an application form](#)
- [How to write a CV](#)
- [Interview help](#)
- [Progressing your career](#) (Careers Advice from NCS)



7 | University League Tables

See at a glance the university ranking for Geography and Environmental Science

[Geography and Environmental Science Rankings \(thecompleteuniversityguide.co.uk\)](https://thecompleteuniversityguide.co.uk)

Filter by:

- Overall score
- Entry standards
- Student satisfaction
- Research quality
- Research intensity
- Graduate prospects





My Learning
My Future



THE CAREERS &
ENTERPRISE
COMPANY

Discover Uni

Have you ever
considered if higher
education is right
for you?

1. Go to <https://discoveruni.gov.uk/>

2. Search for a course or subject

(You should get a page of search results, you can filter these by university or college, whether you want to study full or part time or perhaps you want to see that courses are near you)

Once you have had a look at a few different courses and subjects now it is time to compare some side by side

3. Check out this video which shows you how to use our comparison tool <https://youtu.be/dBFzCQgTp8I> -

Pick 5 courses and add these as a saved course and then you can compare

4. Once you have your chosen five side by side, try to answer the following questions:

- a. What kinds of qualifications do students on the course have when they start the course?
- b. How many have a placement year?
- c. How many courses let you study abroad?
- d. Which has the highest student satisfaction rating? How do you know this?
- e. What kinds of job do graduates from this course go on to?
- f. Which course has the highest salary after three years? (higher/lower than national average)
- g. Choose your favourite course and explain why you chose this course over the others?

Discover Uni

Have you ever
considered if higher
education is right
for you?

1. Go to <https://discoveruni.gov.uk/>

2. Search for a course or subject

(You should get a page of search results, you can filter these by university or college, whether you want to study full or part time or perhaps you want to see that courses are near you)

Once you have had a look at a few different courses and subjects now it is time to compare some side by side

3. Check out this video which shows you how to use our comparison tool <https://youtu.be/dBFzCQgTp8I> -

Pick 5 courses and add these as a saved course and then you can compare

4. Once you have your chosen five side by side, try to answer the following questions:

Is the data I am looking at for a course or a subject?

- a. What year, or years, does the data relate to?
- b. How many students or graduates is this data based on?
- c. Does the data represent all the students on the course or subject area?
- d. Does the data include people like me?
- e. What factors might impact the data?



My Learning My Future



1 | In 10 years time...

**Job in 10 years
time (related to Geography):**

What GCSEs helped you get this job:

What KS5 Pathways choice did you make and what did you study:

Apprenticeship T level A Level other L3 equivalent

Post 18 pathways choices did you make: explain:

Study & Work

Study

Work

Essential skills used in the job:

Progression route:



My Learning My Future



My local options...

Subject chosen (related to Geography):

Local college options:

Local apprenticeships options:

Other options:

The pros and cons of these options for me:

Pros:

Cons:

Consider how these will apply and explain:

Cost _____

Travel _____

Convenience _____

Aspirations _____

Personal circumstances _____









Other _____

Final choice – justify:

Next steps:



3 | Prepare a 3 - 5 minute talk to share with a small group on any role that interests you related to Geography

-  What's the role
-  Where do you need to go to carry out the role
-  Where has the interest come from
-  What's the chances of getting this role
-  What do you need to do to become one
-  Who do you look up to in this role
-  Where can you go to study and what level of study
-  What might a typical day look like



My Learning
My Future



My career path....








8 | 

Essential Skills

Here are three key skills needed for a career that uses

Geography



	Video	Skills Builder Resource KS3	Skills Builder Resource KS4	Skills Builder Resource Post 16
 Working cooperatively with others towards achieving a shared goal	Watch here	Short Lesson Teamwork Step 6-8	Short Lesson Teamwork Step 8-10	Short Lesson Teamwork Step 10-12
 The receiving, retaining and processing of information or ideas	Watch here	Short Lesson Listening Step 6-8	Short Lesson Listening Step 8-10	Short Lesson Listening Step 10-12
 Supporting, encouraging and developing others to achieve a shared goal	Watch here	Short Lesson Leadership Step 6-8	Short Lesson Leadership Step 8-10	Short Lesson Leadership Step 10-12

8 |



	Teamwork	Tick which apply
Step 6	I contribute to group decision making	
Step 7	I contribute to group decision making, whilst recognising the value of others' ideas	
Step 8	I contribute to group decision making, encouraging others to contribute	
Step 9	I improve the team by not creating unhelpful conflicts	
Step 10	I improve the team by resolving unhelpful conflicts	
Step 11	I improve the team by building relationships beyond my immediate team	
Step 12	I influence the team by reflecting on progress and suggesting improvements	

My Strength (s)

My area (s) of Development

8 |



	Listening	Tick which apply
Step 6	I show I am listening by how I use eye contact and body language	
Step 7	I show I am listening by using open questions to deepen my understanding	
Step 8	I show I am listening by summarising and rephrasing what I have heard	
Step 9	I am aware of how a speaker is influencing me through their tone	
Step 10	I am aware of how a speaker is influencing me through their language	
Step 11	I listen critically and compare different perspectives	
Step 12	I listen critically and think about where differences in perspectives come from	

My Strength (s)

My area (s) of Development



8 |



	Leadership	Tick which apply
Step 6	I manage disagreements to reach shared solutions	
Step 7	I recognise my own strengths and weaknesses as a leader	
Step 8	I recognise the strengths and weaknesses of others in my team	
Step 9	I recognise the strengths and weaknesses of others in my team, and use this to allocate roles accordingly	
Step 10	I support others through mentorship	
Step 11	I support others through coaching	
Step 12	I support others through motivating them	



My Strength (s)

My area (s) of Development



My Learning My Future

Homework

My Learning My Future

THE CAREERS & ENTERPRISE COMPANY

Where can studying Geography take you?

Name: _____ Tutor group: _____

65
64
63
62

71 72 73 74

A: Cartographer

The 6 digit grid reference is _____

Give a brief description of what this person would do for a job!

B: Town Planner

The 6 digit grid reference is _____

You need a degree or postgraduate qualification to do this job but who must it be accredited by? _____

C: Secondary School Teacher

The 6 digit grid reference is _____

What are the entry requirements needed to become a Teacher?

D: Meteorologist

The 6 digit grid reference is _____

Give a brief description of what this person would do for a job!

Please use the [National Careers Service](#) website to help you

Creation of homework task accredited to Wolverley CE Secondary School, Worcestershire Careers hub.

Explore careers

Find out what a job involves and if it's right for you.

Use the National
Careers Service
Explore careers tool
to research for this
homework

[Explore here](#)



My Learning
My Future

THE CAREERS &
ENTERPRISE
COMPANY

